

_____ and

The CRAYONS

Love,

Wishing You
a Holiday
Full of Color




Directions:

Fold twice along the dotted lines
so that the caroling Crayons
are on the front of the card,
and these directions are on the back.

Fill in your card and
give it to someone you love!

HAPPY
HOLIDAYS





Spot the difference

Find five differences between the two pictures!





1. Missing Gold Curtain tails on left. 2. Missing arm on Purple Crayon. 3. Missing name on Purple Crayon. 4. Missing strap on Brown Crayon's antlers. 5. Missing leg on Blue Crayon.





Maze

Help Beige Crayon through the maze to mail a holiday letter!





Drawing activity

Hot chocolate can warm you up on a cold winter's day.
What are your favorite winter treats? Draw them below!

